


LET'S GET LIT

LITEARLY0TO5™



NEWSLETTER 8, February 10, 2024

BY THE LETTER LITERACY READING LAB™

FREE Resources

Click below to learn more...

[Pre-reading Skills Literacy Kit Part 1](#)

[Pre-reading Skills Literacy Kit Part 2](#)

[Pre-reading Skills Family Handbook](#)

[Pre-reading Skills Family Newsletter](#)

[Pre-reading Skills Family Hub.](#)

[Pre-reading Skills Video Library.](#)

[Bookmarks](#)

DID YOU KNOW?



xylophone



fox

Read more here →

HELPFUL TIPS

Things to Consider and Habits to Avoid:

- Avoid teaching young kids to read a word by looking at the picture. Guide them to keep their eyes on the print and use what they know about letter sounds to decode/read the word.
- Avoid adding an 'uh sound to the end of letter sounds as in cuh, duh, muh. This can cause confusion and word reading difficulties later on.
- Check any letter/sound flashcards to make sure the keyword and picture truly represents the sound you are teaching to your child.

[Download our free parent/family guide for developing pre-reading skills.](#)

[Visit our parent/family pre-reading skills early literacy hub.](#)

Listen to our parent/family pre-reading skills early literacy micro-audio **LitEarly 0 to 5 Podcast** for quick tips.

[Visit our pre-reading skills early literacy Youtube channel.](#)

[Visit our early literacy blog.](#)

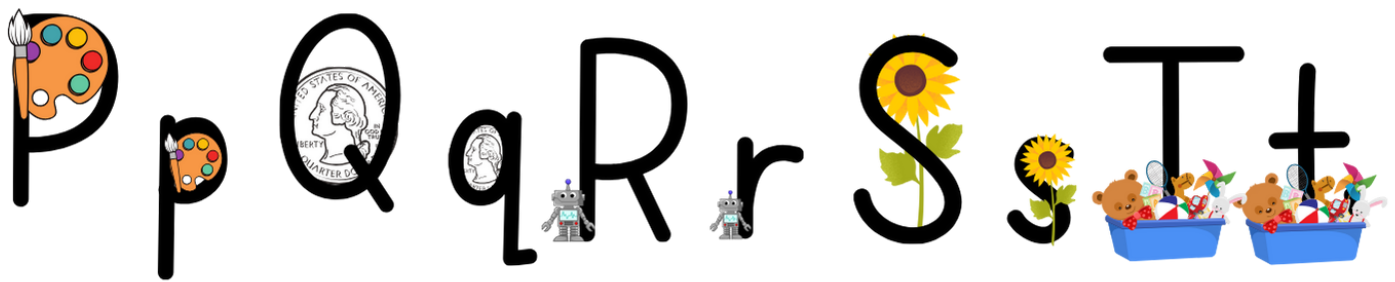


LEARN MORE



Video from Reading Rockets on Youtube

LEARN MORE

Use this chart to teach the letter names and sounds of the 26 letters of the alphabet.



By the Letter Literacy Reading Lab™

CONNECT WITH US
BYTHELETTERLITERACY.COM

